



Hearts + Hands = Hugs

EXPEDITION TITLE

Hearts + Hands = Hugs

Expedition Driving Question:

How can we reflect the love of God (give hugs) to nearby neighbors and those across the world?

Expedition Deep Hope:

Because we are made in HIS IMAGE, and deeply loved (**heart**) by our God, we can show his love (**hands**) to our neighbors nearby and across the world (**hugs**).

Expedition Verse:

"We love because he first loved us." – 1 John 4:19

LEARNING PLAN TITLE

In His Image

Learning Plan Number: 5

Learning Targets:

1. I can recognize that I am made in God's image.
2. I can celebrate that I am special because God created me with love.

Habit(s) of Learning:

Courageous Designing

CUMULATIVE TIME



65 MIN

ICON KEY



Learning activities that support your document panel with visual artifacts are indicated by a push-pin and paper icon in the activity title.




Learning activities connected with sponsored children are indicated by a helping hands icon in the activity title.




Learning activities that support your community engagement project are indicated by a community icon in the activity title.






ENTRY EVENT

ACTIVITY TITLE	TIME	RESOURCES
<p><i>Reflect on the Document Panel</i> Engage the Learning Targets (ELT) Reflect on the Learning Targets (RLT)</p>	 10 min	<input type="checkbox"/> Jesus Loves Me video https://www.youtube.com/watch?v=bxyYL39YmjM
<ul style="list-style-type: none"> Sing “Jesus Loves Me,” including the new second verse. Consider singing an alternate version of the song such as the “Jesus Loves Me” video resource. Play/sing a few rounds of “Hey There, Neighbor” changing partners each time. When finished, turn students’ attention to the document panel, using the images to review what they have learned so far. Be sure to incorporate the following: <ol style="list-style-type: none"> Neighbors can be close by or far away Our sponsored friends are our neighbors The red heart reminds us of God’s great big love We love other people because God loved us first If we love God, we will use loving actions 		

LEARNING ACTIVITIES


<p><i>Made in God’s Image</i> Engage the Learning Targets (ELT)</p>	 10 min	<input type="checkbox"/> Index cards with words “I am made in God’s image.” (One word per card)
<ul style="list-style-type: none"> Write the following words on index cards with one word per card. Add magnets or poster putty to the back so cards can be easily manipulated on the white board or other surface. “I am made in God’s image.” Display word cards in a random order, saying each word for the students. Ask “does this make sense?” Allow students to help you rearrange the sentence until it is correct. Enjoy the “silly” in this activity. When finished, tell the students that today they will be learning more about what it means to be made in God’s image. 		



ACTIVITY TITLE	TIME	RESOURCES
Word Unscramble <i>Introduce the Learning Targets (ILT)</i>	 20 min	<input type="checkbox"/> "God's Love For You," Stearns
<ul style="list-style-type: none"> Show the pictures on pages 16 and 17 of the Stearns' God's Love For You. Invite some wondering. <ol style="list-style-type: none"> I wonder what you see on this picture? I wonder if you know what Bible story this is? How do you know? Point out and read the green words on page 17, "All people are made in God's image." Ask students if those words sound familiar. If not mentioned, point out the learning target. Indicate Albania on the world map. Introduce the story by saying, "I am going to tell you a true/real story about a girl who lived here. In the story she is 12." Read the story on page 18 aloud. Reflect on the story by having the students use the Back to Back and Face to Face strategy (directions in learning plan I) with the following prompts. Listen and observe as students communicate with their partners. Allow students to share their responses with the group as desired. <ol style="list-style-type: none"> How did Teuta learn about Jesus? Teuta's book was called, "God Created Me with Love." I wonder what that means? I wonder if God created you with love? The story says, "sometimes people need a reminder of how special they really are." I wonder how you can remind people how special they really are? Lead students to understand that being created in God's image means that God created us with love and that is what makes us special, just like Teuta. 		
Portrait Frame  <i>Engage the Learning Targets (ELT)</i>	 20 min	<input type="checkbox"/> K.5.a Student Resource: I am special
<ul style="list-style-type: none"> Show the "I am special" portrait frame. Read the words together and reinforce the idea that everyone is special because they are made in God's image. He created us with love. Model how to draw a self-portrait in the frame. Encourage students to use the correct colors for their eyes, hair and skin tone. Remind students to work carefully because God made US carefully. Model tracing the words "I am special" and writing your name on the bottom lines. When all students are finished, take a class picture of the students holding their portraits. The printed picture will be added to the document panel. 		



EXIT EVENT

ACTIVITY TITLE	TIME	RESOURCES
<i>I am Special</i> Assess the Learning Targets (ALT) Reflect on the Learning Targets (RLT)	 5 min	
<ul style="list-style-type: none"> Exit strategy: Before leaving the classroom for the next break, have students think of one thing about themselves that is special. It can be a physical attribute, ability, interest, etc. When ready to leave the classroom, students will high five the teacher on the way out and tell one way they are special. 		
LEARNING EXPEDITION VISUAL GENERATED THROUGH THE LEARNING PLAN ADD TO DOCUMENT PANEL		
<ul style="list-style-type: none"> Print an 8x10 photo of the class holding their self-portraits. Post on the document panel. 		
OPPORTUNITY TO DEEPEN THE LEARNING		
<ul style="list-style-type: none"> Watch "You are Special," based on the book by Max Lucado: https://www.youtube.com/watch?v=Hq3jDgSqlUo&t=37s Read "God's Dearly Loved child," page 152 from the Stearns' God's Love For You. 		