



# Material Needs, Economic Solutions

## EXPEDITION TITLE

### Material Needs, Economic Solutions

#### Expedition Driving Question:

How can we help with skill, wisdom, and love?

#### Expedition Deep Hope:

May we apply a fuller understanding of poverty and economic solutions so that we and others may have life and have it abundantly.

#### Expedition Verse:

*"The thief comes only to steal and kill and destroy. I have come that they may have life, and have it to the full."* —John 10:10

## LEARNING PLAN TITLE

### Celebration of Learning

Learning Plan Number: 15

#### Learning Target:

I. I can engage the invitation to live into the world's complexity.

#### Habit(s) of Learning:

Joy-filled Collaborators: We value and empower others by working alongside them.

## CUMULATIVE TIME



80 MIN

## ICON KEY



Learning activities that support your document panel with visual artifacts are indicated by a push-pin and paper icon in the activity title.



Learning activities connected with sponsored children are indicated by a helping hands icon in the activity title.



Learning activities that support your community engagement project are indicated by a community icon in the activity title.





**Note:** The instructions for learning plans 10-15 will be less specific and prescriptive than previous learning plans, simply because there are a number of directions that your students' community engagement work could take. Structure, principles, and suggestions will be provided for this sequence of learning plans, but you the teacher are invited to use your discretion to fit the needs of your class.



Prepare in Advance:

1. Seating for all your guests - they should be able to see the document panel and presentation area
2. Name tags



### ENTRY EVENT

ACTIVITY TITLE	TIME	RESOURCES
<b>Opening Circle</b>  Engage the Learning Targets (ELT)	 10 min	
<ul style="list-style-type: none"> <li>• Stand in a circle in an open space where everyone can be included (even your guests). <ol style="list-style-type: none"> <li>1. Welcome everybody to the day's celebration.</li> <li>2. Ask everyone to turn to their elbow partners, greet them by name, and tell them you're glad they're here.</li> <li>3. Ask everybody to walk across the circle and find another person. Introduce yourself to that person (if needed) and share one thing you're hoping for from today's celebration.</li> <li>4. After about a minute, reshuffle and repeat.</li> <li>5. Open the celebration with a prayer.</li> </ol> </li> </ul>		

### LEARNING ACTIVITIES

<b>Live into Complexity</b>  Introduce the Learning Targets (ILT)	 5 min	
<ul style="list-style-type: none"> <li>• Welcome students and refer to the learning target you've posted: <ol style="list-style-type: none"> <li>1. <u>I can engage the invitation to live into the world's complexity.</u></li> </ol> </li> <li>• Remind students and inform guests that this was the learning target for the very first learning plan we did on this learning expedition. <ol style="list-style-type: none"> <li>1. Ask the students how they got to "live into the world's complexity" over these past 15 learning plans.</li> <li>2. Does this strike them any differently now, after everything they've experienced?</li> </ol> </li> </ul>		



ACTIVITY TITLE	TIME	RESOURCES
<p><i>Celebration of Learning</i> </p> <p><i>Engage the Learning Targets (ELT)</i></p> <p><i>Assess the Learning Targets (ALT)</i></p> <p><i>Reflect on the Learning Targets (RLT)</i></p>	 45 min	<p>Videos:</p> <ul style="list-style-type: none"> <li><input type="checkbox"/> Jacqueline (the CEO): <a href="https://www.youtube.com/watch?v=rhAx-9cuxjhU&amp;feature=youtu.be">https://www.youtube.com/watch?v=rhAx-9cuxjhU&amp;feature=youtu.be</a></li> <li><input type="checkbox"/> Israel <a href="https://vimeo.com/328257344">https://vimeo.com/328257344</a></li> <li><input type="checkbox"/> Marie <a href="https://www.youtube.com/watch?v=FB1-fF-PiRcE&amp;feature=youtu.be">https://www.youtube.com/watch?v=FB1-fF-PiRcE&amp;feature=youtu.be</a></li> <li><input type="checkbox"/> Haiyan Typhoon Recovery <a href="https://www.youtube.com/watch?v=K0Xbd-n9iyYw&amp;feature=youtu.be">https://www.youtube.com/watch?v=K0Xbd-n9iyYw&amp;feature=youtu.be</a></li> <li><input type="checkbox"/> 12.10.c Teacher Resource: Project Guiding Principles</li> </ul>

**Note:** The shape of today's celebration is largely up to you, given the specifics of your project and sorts of guests you have. Feel free to pass on an element of this activity if it's not a fit, or add something even better!

- In some order that works for the practical needs of your guests, the celebration of learning activity can include the following:
  1. A tour of your document panel from the students who worked on it in learning plan 14.
    - Take particular care to explain to guests the guiding principles Venn diagram for the community engagement project
    - If guests are interested, perhaps you could show them one of the short World Vision stories you posted to the document panel (see links).
  2. A chance for your "advocacy group" students from learning plan 14 to present and share.
  3. An opportunity for students who communicated with your interview partner or business/organization you studied to share their message from learning plan 14 with everyone.
  4. An opportunity for students to tell their guests about their neighbor (World Vision sponsored child) and their situation.
  5. Invite guests to share a few words, or a reaction to what they're seeing.
  6. Ask them for ways that they've already seen the students embody the learning target or deep hope.
  7. Invite everyone to get up, wander around, wonder about continuing connections, and mingle.
- As best you can, let this be an event where student voices take center stage.



ACTIVITY TITLE	TIME	RESOURCES
<b><i>Final Reflections</i></b> <i>Assess the Learning Targets (ALT)</i> <i>Reflect on the Learning Targets (RLT)</i>	5 min	<input type="checkbox"/> 12.15.a Student Material: Exit Ticket
<ul style="list-style-type: none"> <li>Invite everybody to find a seat again, and transition into reflective mode by asking some questions to the class (guests are welcome to take part, of course!).             <ol style="list-style-type: none"> <li>How has your understanding of our deep hope or John 10:10 deepened as a result of your experiences here?</li> <li>What implications can you take into the future with you?</li> <li>How does this change your purchasing habits, or your understanding of abundant life?</li> <li>Did anyone feel a twinge of vocational calling through any parts of our work?</li> </ol> </li> <li>Conclude this reflection by asking students (and guests!) to complete the learning plan 15 exit ticket:             <ol style="list-style-type: none"> <li>As time allows, go around the room and have each person read their statement.</li> <li>Encourage guests that this is a chance to listen in on everybody's learning and see what story is being told.</li> </ol> </li> </ul>		

## EXIT EVENT

<b><i>Closing Prayer</i></b> <i>Reflect on the Learning Targets (RLT)</i>	5 min	<input type="checkbox"/> 12.11.a Teacher Resource: Franciscan Benediction
<ul style="list-style-type: none"> <li>To close, remind students and guests of today's learning target:             <ol style="list-style-type: none"> <li><u>I can engage the invitation to live into the world's complexity.</u></li> </ol> </li> <li>Invite students and guest to read "A Franciscan Benediction" aloud together.</li> </ul> <p><b>A Franciscan Benediction</b></p> <p><i>May God bless us with discomfort</i>  <i>At easy answers, half-truths, and superficial relationships</i>  <i>So that we may live from deep within our hearts.</i>  <i>May God bless us with anger</i>  <i>At injustice, oppression, and exploitation of God's creations</i>  <i>So that we may work for justice, freedom, and peace.</i>  <i>May God bless us with tears</i>  <i>To shed for those who suffer pain, rejection, hunger, and war,</i>  <i>So that we may reach out our hands to comfort them and</i>  <i>To turn their pain into joy.</i>  <i>And may God bless us with just enough foolishness</i>  <i>To believe that we can make a difference in the world,</i>  <i>So that we can do what others claim cannot be done:</i>  <i>To bring justice and kindness to all our children and all our neighbors who are poor.</i>  <i>Amen.</i></p>		



LEARNING EXPEDITION VISUAL GENERATED THROUGH THE LEARNING PLAN  
ADD TO DOCUMENT PANEL

- It's done!

OPPORTUNITY TO DEEPEN THE LEARNING

- If further project or collaboration work ideas emerged from discussions during the celebration of learning, consider exploring those with the students.